

Zynq-7000 All Programmable SoC Family Product Tables and Product Selection Guide



ZYNQ.

 **XILINX**
ALL PROGRAMMABLE.™

Zynq®-7000 All Programmable SoC Family

		Cost-Optimized Devices						Mid-Range Devices			
Device Name		Z-7007S	Z-7012S	Z-7014S	Z-7010	Z-7015	Z-7020	Z-7030	Z-7035	Z-7045	Z-7100
Part Number		XC7Z007S	XC7Z012S	XC7Z014S	XC7Z010	XC7Z015	XC7Z020	XC7Z030	XC7Z035	XC7Z045	XC7Z100
Processing System (PS)	Processor Core	Single-Core ARM® Cortex™-A9 MPCore™ Up to 766MHz			Dual-Core ARM Cortex-A9 MPCore Up to 866MHz			Dual-Core ARM Cortex-A9 MPCore Up to 1GHz ⁽¹⁾			
	Processor Extensions	NEON™ SIMD Engine and Single/Double Precision Floating Point Unit per processor									
	L1 Cache	32KB Instruction, 32KB Data per processor									
	L2 Cache	512KB									
	On-Chip Memory	256KB									
	External Memory Support ⁽²⁾	DDR3, DDR3L, DDR2, LPDDR2									
	External Static Memory Support ⁽²⁾	2x Quad-SPI, NAND, NOR									
	DMA Channels	8 (4 dedicated to PL)									
	Peripherals	2x UART, 2x CAN 2.0B, 2x I2C, 2x SPI, 4x 32b GPIO									
	Peripherals w/ built-in DMA ⁽²⁾	2x USB 2.0 (OTG), 2x Tri-mode Gigabit Ethernet, 2x SD/SDIO									
Security ⁽³⁾	RSA Authentication of First Stage Boot Loader, AES and SHA 256b Decryption and Authentication for Secure Boot										
Processing System to Programmable Logic Interface Ports (Primary Interfaces & Interrupts Only)		2x AXI 32b Master, 2x AXI 32b Slave 4x AXI 64b/32b Memory AXI 64b ACP 16 Interrupts									
Programmable Logic (PL)	7 Series PL Equivalent	Artix®-7	Artix-7	Artix-7	Artix-7	Artix-7	Artix-7	Kintex®-7	Kintex-7	Kintex-7	Kintex-7
	Logic Cells	23K	55K	65K	28K	74K	85K	125K	275K	350K	444K
	Look-Up Tables (LUTs)	14,400	34,400	40,600	17,600	46,200	53,200	78,600	171,900	218,600	277,400
	Flip-Flops	28,800	68,800	81,200	35,200	92,400	106,400	157,200	343,800	437,200	554,800
	Total Block RAM (# 36Kb Blocks)	1.8Mb (50)	2.5Mb (72)	3.8Mb (107)	2.1Mb (60)	3.3Mb (95)	4.9Mb (140)	9.3Mb (265)	17.6Mb (500)	19.2Mb (545)	26.5Mb (755)
	DSP Slices	66	120	170	80	160	220	400	900	900	2,020
	PCI Express®	—	Gen2 x4	—	—	Gen2 x4	—	Gen2 x4	Gen2 x8	Gen2 x8	Gen2 x8
	Analog Mixed Signal (AMS) / XADC ⁽²⁾	2x 12 bit, MSPS ADCs with up to 17 Differential Inputs									
	Security ⁽³⁾	AES & SHA 256b Decryption & Authentication for Secure Programmable Logic Config									
	Speed Grades	Commercial	-1			-1			-1		
Extended		-2			-2,-3			-2,-3			-2
Industrial		-1, -2			-1, -2, -1L			-1, -2, -2L			-1, -2, -2L

Notes:
 1. 1 GHz processor frequency is available only for -3 speed grades in Z-7030, Z-7035, and Z-7045 devices. See [DS190](#), Zynq-7000 All Programmable SoC Overview for details.
 2. Z-7007S and Z-7010 in CLG225 have restrictions on PS peripherals, memory interfaces, and I/Os. Please refer to [UG585](#), Zynq-7000 All Programmable SoC Technical Reference Manual for more details.
 3. Security block is shared by the Processing System and the Programmable Logic.

Zynq®-7000 All Programmable SoC Family

HR I/O, HP I/O, PS I/O, and Transceivers (GTP or GTX)

Package Footprint ⁽¹⁾	Device Name	Cost-Optimized Devices						Mid-Range Devices			
		Z-7007S	Z-7012S	Z-7014S	Z-7010	Z-7015	Z-7020	Z-7030	Z-7035	Z-7045	Z-7100
Dimensions (mm)		HR I/O, HP I/O PS I/O ⁽²⁾ , GTP Transceivers						HR I/O, HP I/O PS I/O ⁽²⁾ , GTX Transceivers			
CLG225	13x13	54, 0 84 ⁽³⁾ , 0			54, 0 84 ⁽³⁾ , 0						
CLG400	17x17	100, 0 128, 0		125, 0 128, 0	100, 0 128, 0		125, 0 128, 0				
CLG484	19x19			200, 0 128, 0			200, 0 128, 0				
CLG485 ⁽⁴⁾	19x19		150, 0 128, 4				150, 0 128, 4				
SBG485 ⁽⁴⁾	19x19						50, 100 128, 4				
FBG484	23x23						100, 63 128, 4				
FBG676 ⁽¹⁾	27x27						100, 150 128, 4	100, 150 128, 8	100, 150 128, 8		
FFG676 ⁽¹⁾	27x27						100, 150 128, 4	100, 150 128, 8	100, 150 128, 8		
FFG900	31x31							212, 150 128, 16	212, 150 128, 16	212, 150 128, 16	
FFG1156	35x35									250, 150 128, 16	

Notes:

1. Devices in the same package are footprint compatible. FBG676 and FFG676 are also footprint compatible.
2. PS I/O count does not include dedicated DDR calibration pins.
3. PS DDR and PS MIO pin count is limited by package size. See [DS190](#), *Zynq-7000 All Programmable SoC Overview* for details.
4. CLG485 and SBG485 are pin-to-pin compatible. See product data sheets and user guides for more details.
See [DS190](#), *Zynq-7000 All Programmable SoC Overview* for package details.

Zynq®-7000 Device Footprint Compatibility

13mm–35mm

HR I/O, PS I/O, and GTP Transceivers

PCB Footprint Dimensions (mm)	13x13	17x17	19x19	19x19	23x23	27x27	27x27	31x31	35x35
Unique Footprint	CLG225	CLG400	CLG484	CLG485	FBG484	FBG676	FFG676	FFG900	FFG1156
Z-7007S	54, 84, 0	100, 128, 0							
Z-7012S				150, 128, 4					
Z-7014S		125, 128, 0	200, 128, 0						
Z-7010	54, 84, 0	100, 128, 0							
Z-7015				150, 128, 4					
Z-7020		125, 128, 0	200, 128, 0						

HR I/O, HP I/O, PS I/O, GTX Transceivers

Z-7030				50, 100, 128, 4	100, 63, 128, 4	100, 150, 128, 4	100, 150, 128, 4		
Z-7035						100, 150, 128, 8	100, 150, 128, 8	212, 150, 128, 16	
Z-7045						100, 150, 128, 8	100, 150, 128, 8	212, 150, 128, 16	
Z-7100								212, 150, 128, 16	250, 150, 128, 16

The footprint compatibility range is indicated by shading per column.

Important: Verify all data in this document with the device data sheets found at www.xilinx.com

Zynq®-7000 Family Speed Grades

		Device Name ⁽¹⁾									
	Speed Grade	Z-7007S	Z-7012S	Z-7014S	Z-7010	Z-7015	Z-7020	Z-7030	Z-7035	Z-7045	Z-7100
C	-1	•	•	•	•	•	•	•	•	•	•
E	-2	•	•	•	•	•	•	•	•	•	•
	-3	–	–	–	•	•	•	•	•	•	–
I	-1	•	•	•	•	•	•	•	•	•	•
	-2	•	•	•	•	•	•	•	•	•	•
	-1L	–	–	–	•	•	•	–	–	–	–
	-2L	–	–	–	–	–	–	•	•	•	•

Notes:

1. For full part number details, see the Ordering Information section in [DS190](#), *Zynq®-7000 All Programmable SoC Overview*.

- Available
- Not offered

C = Commercial (T_j = 0°C to +85°C)

E = Extended (T_j = 0°C to +100°C)

I = Industrial (T_j = –40°C to +100°C)

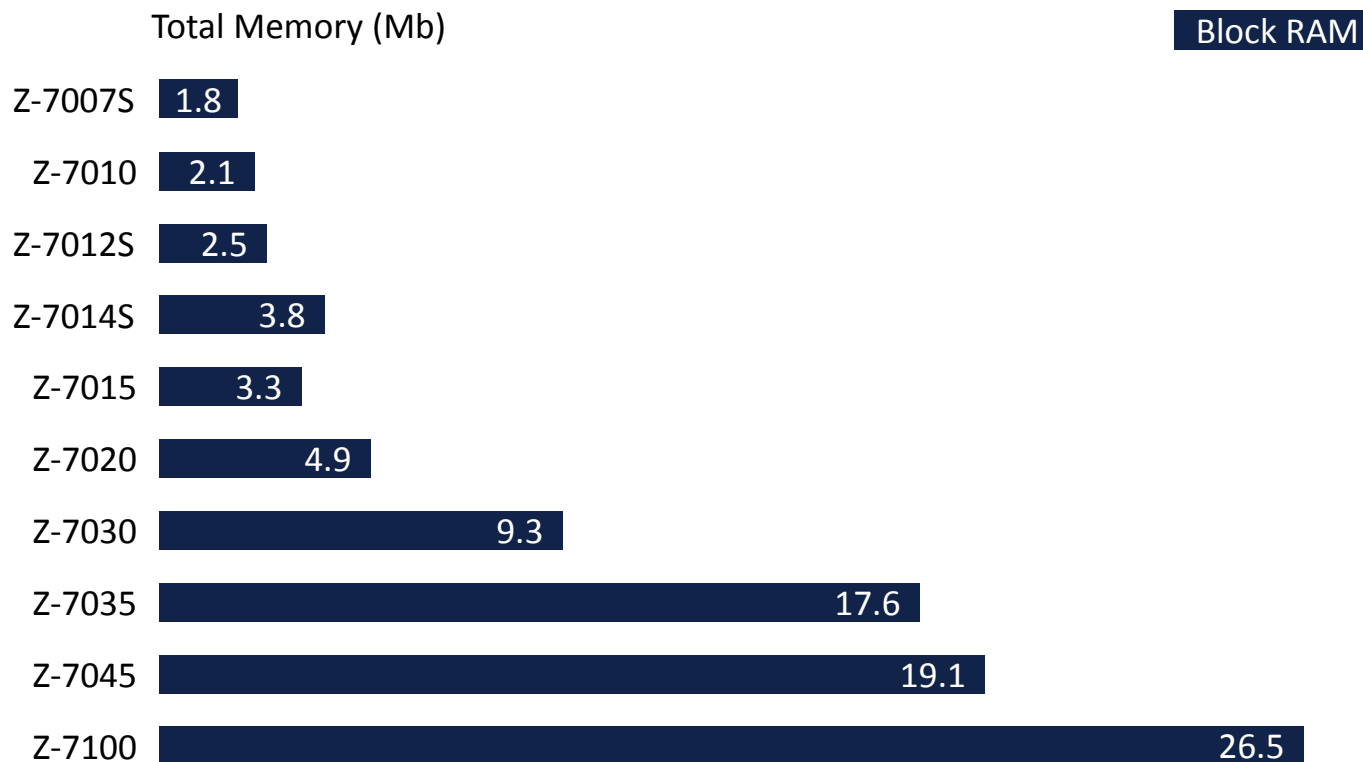
Zynq®-7000 Family Device Migration Table

Pkg	mm	Zynq®-7000 Family									
		Z-7007S	Z-7012S	Z-7014S	Z-7010	Z-7015	Z-7020	Z-7030	Z-7035	Z-7045	Z-7100
CLG225	13	■			■						
CLG400	17	■		■	■		■				
CLG484	19			■			■				
CLG485	19		■			■					
SBG485	19						■				
FBG484	23						■				
FBG676	27						■	■	■		
FFG676	27						■	■	■		
FFG900	31							■	■	■	
FFG1156	35										■

Memory



The Zynq®-7000 family has block RAM (dual-port, programmable, built-in optional error correction).



Important: Verify all data in this document with the device data sheets found at www.xilinx.com

Transceiver Count and Bandwidth



The serial transceivers in the Zynq-7000 family include the proven on-chip circuits required to provide optimal signal integrity in real-world environments, at data rates up to 6.25Gb/s (GTP) and 12.5Gb/s (GTX).

Total Transceiver Count and Bandwidth

GTP GTX

Z-7007S 0

Z-7010 0

Z-7012S 4 25Gb/s

Z-7014S 0

Z-7015 4 25Gb/s

Z-7020 0

Z-7030 4 50Gb/s

Z-7035 16 200Gb/s

Z-7045 16 200Gb/s

Z-7100 16 200Gb/s

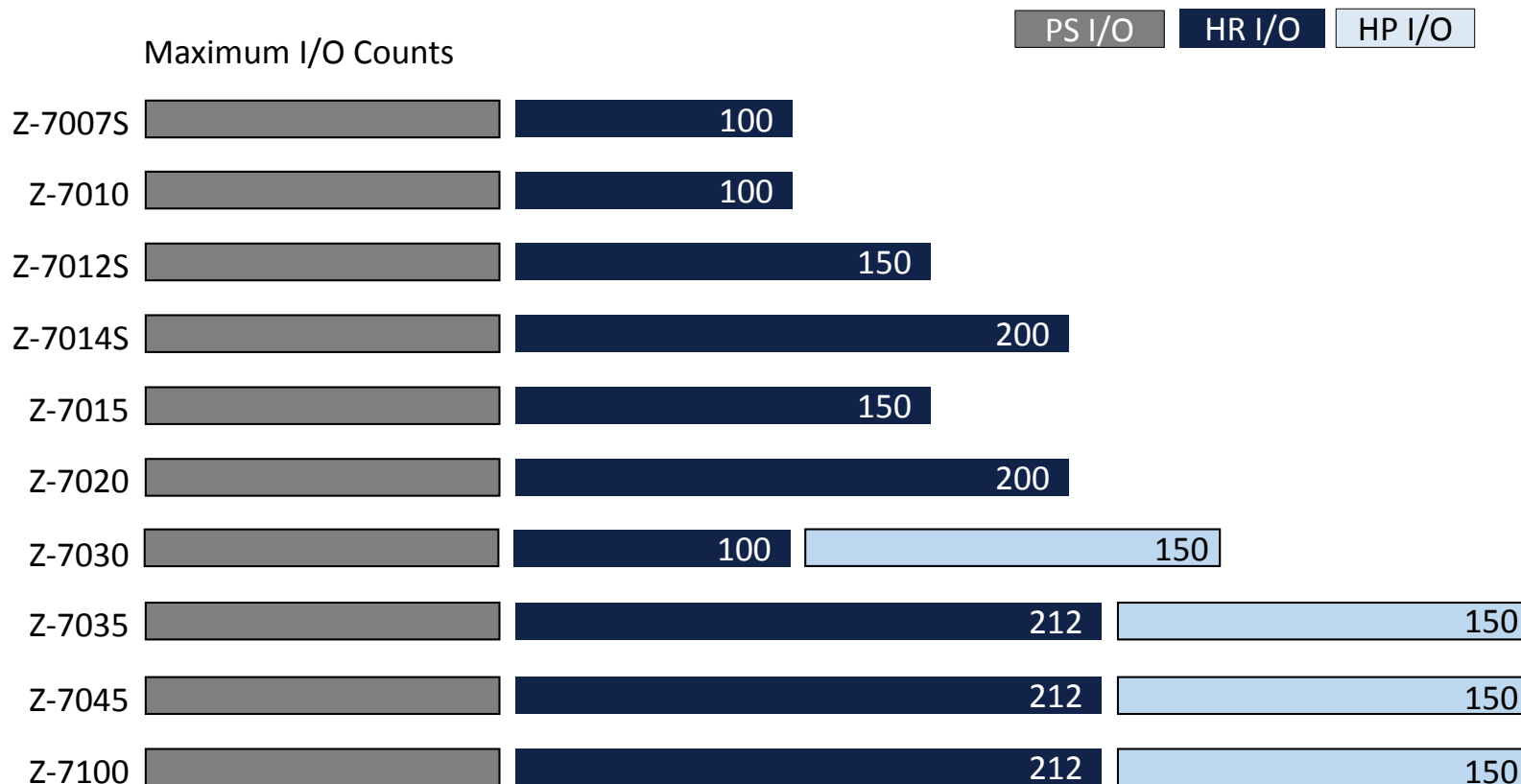
GTP = 6.25Gb/s
GTX = 12.5Gb/s

Important: Verify all data in this document with the device data sheets found at www.xilinx.com

I/O Count



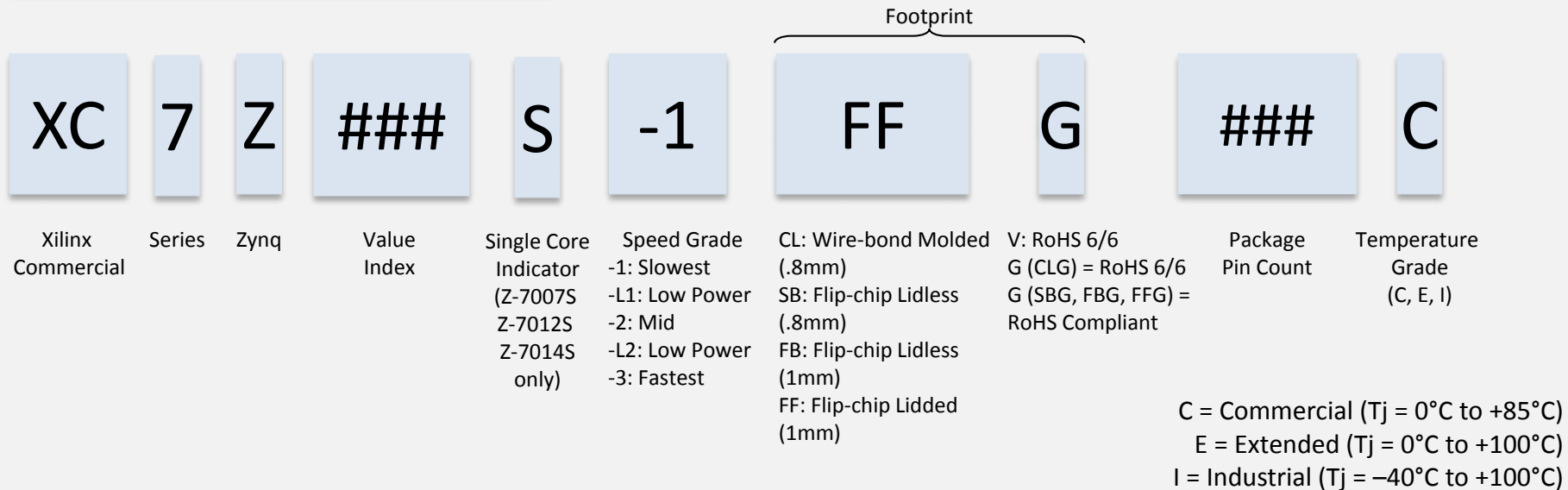
The I/Os are classified as PS I/O, high-range (HR) I/O, and high-performance (HP) I/O. The PS I/Os are composed of multi-use I/O (MIO), which support 1.8V to 3.3V standards. The HR I/Os are reduced-feature I/Os, providing voltage support from 1.2V to 3.3V. The HP I/Os are optimized for highest performance operation, from 1.2V to 1.8V.



Notes:
 1. The PS I/O count is composed of 54 I/Os (excluding DDR interface), which are used to communicate to external components, referred to as multiplexed I/O (MIO).

Important: Verify all data in this document with the device data sheets found at www.xilinx.com

Zynq®-7000 Family Device Ordering Information



Refer to DS190, Zynq-7000 All Programmable SoC Overview for additional information.

Important: Verify all data in this document with the device data sheets found at www.xilinx.com

References

[DS190](#), *Zynq®-7000 All Programmable SoC Overview*

[DS187](#), *Zynq-7000 AP SoC (Z-7007S, Z-7012S, Z-7014S, Z-7010, Z-7015, and Z-7020): DC and AC Switching Characteristics*

[DS191](#), *Zynq-7000 AP SoC (Z-7030, Z-7035, Z-7045, and Z-7100):DC and AC Switching Characteristics*

[DS176](#), *Zynq-7000 AP SoC and 7 Series Devices Memory Interface Solutions (v4.0)*

[UG585](#), *Zynq-7000 All Programmable SoC Technical Reference Manual*

[UG865](#), *Zynq-7000 All Programmable SoC Packaging and Pinout Product Specification*

[UG471](#), *7 Series FPGAs SelectIO™ Resources User Guide*

[UG472](#), *7 Series FPGAs Clocking Resources User Guide*

[UG473](#), *7 Series FPGAs Memory Resources User Guide*

[UG474](#), *7 Series FPGAs Configurable Logic Block User Guide*

[UG479](#), *7 Series FPGAs DSP48E1 Slice User Guide*

[UG480](#), *7 Series FPGAs and Zynq-7000 All Programmable SoC XADC Dual 12-Bit 1 MSPS ADC User Guide*

[UG482](#), *7 Series FPGAs GTP Transceivers User Guide*

[UG821](#), *Zynq-7000 All Programmable SoC Software Developers Guide*

[UG933](#), *Zynq-7000 All Programmable SoC PCB Design Guide*

For a complete list of available documentation, go to: <http://www.xilinx.com/products/silicon-devices/soc/zynq-7000.html#documentation>

Important: Verify all data in this document with the device data sheets found at www.xilinx.com

XMP097 (v1.3.1)